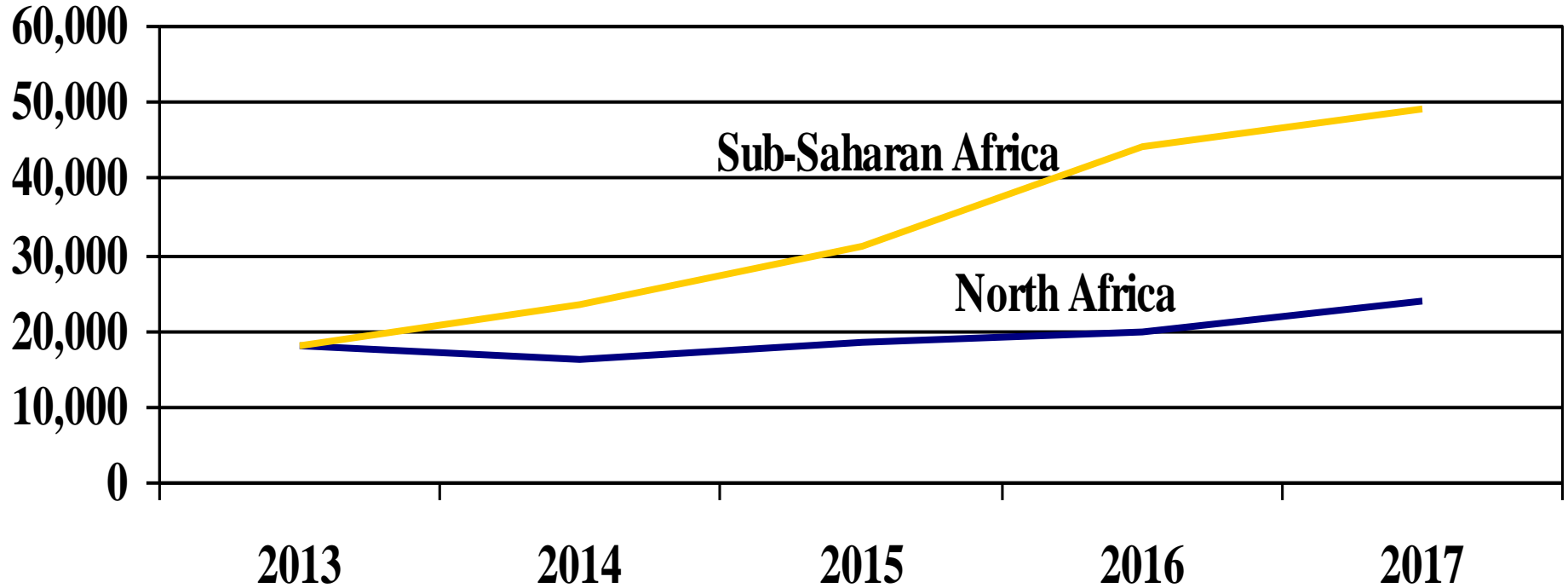




Hotel Chain Development Pipelines in Africa 2017

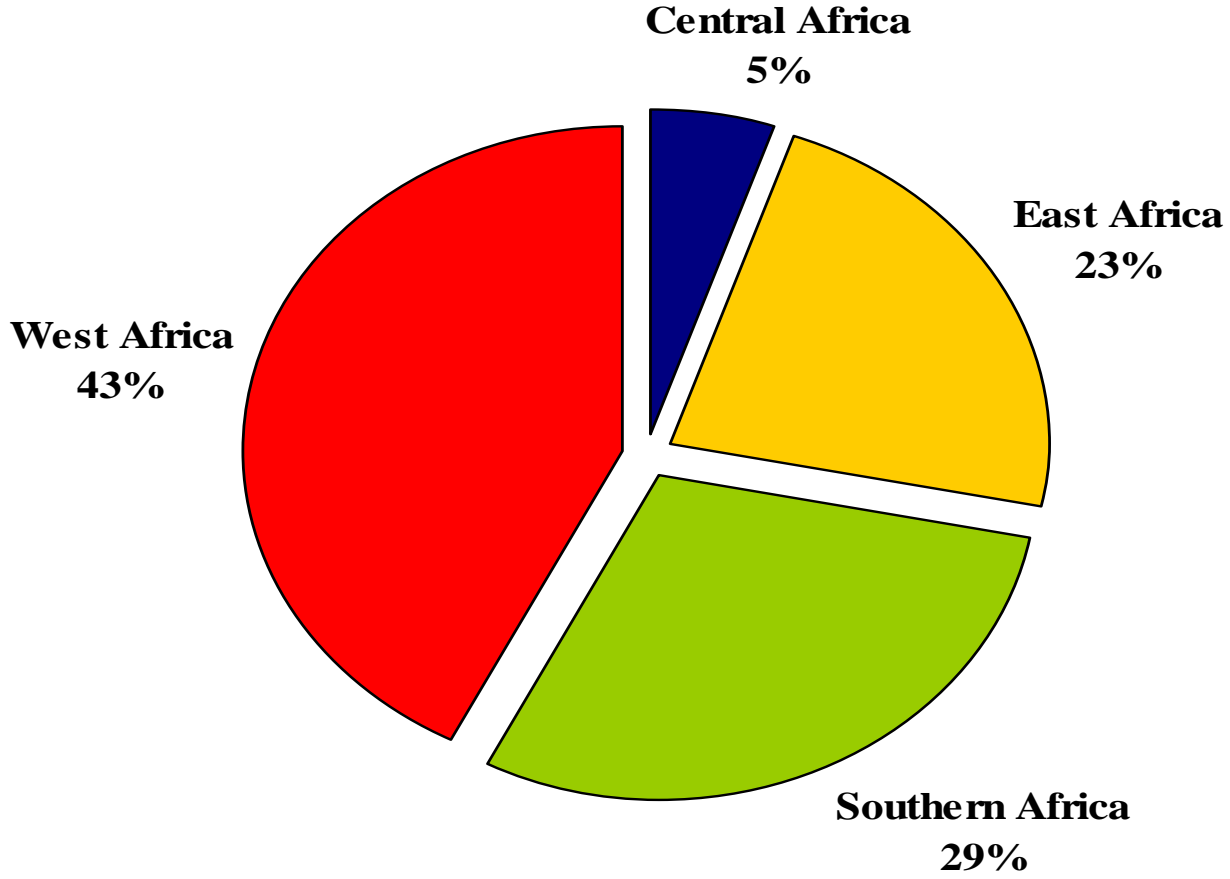
Regional Summary





W HOSPITALITY GROUP

Hotel Chain Development Pipelines in Africa 2017 Sub-Saharan Africa Sub-Regional Breakdown (Rooms)





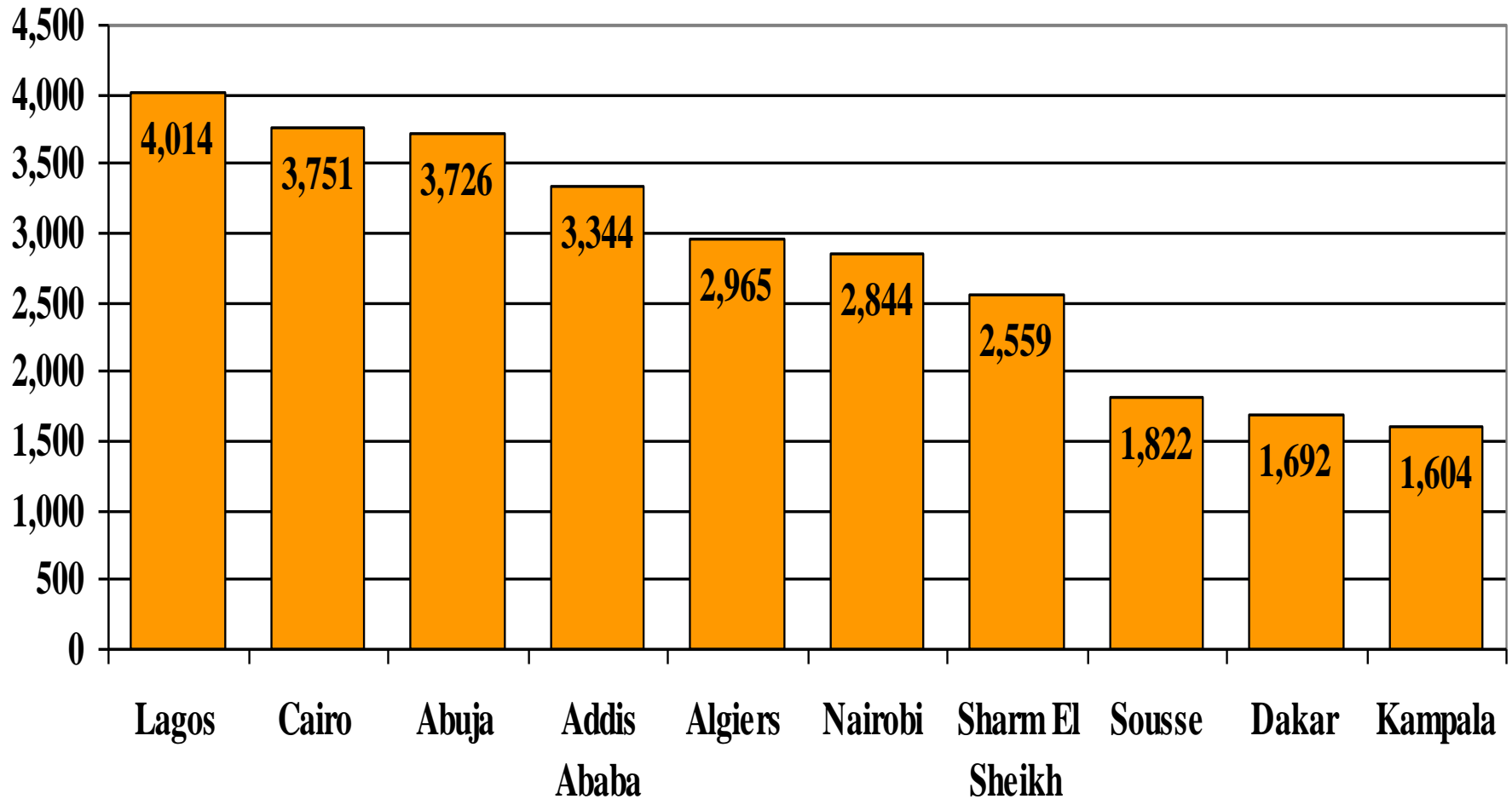
Hotel Chain Development Pipelines in Africa 2017

Top 10 Countries by Pipeline Status

		Hotels	Rooms			Rank – All Deals
			Total	Onsite Construction		
1	Egypt	35	9,851	7,355	75%	2↑
2	Nigeria	61	10,313	4,296	42%	1↓
3	Morocco	34	5,271	3,660	69%	4↑
4	Tunisia	17	3,852	3,204	83%	6↑
5	Kenya	19	3,453	3,073	89%	10↑
6	Ethiopia	20	3,819	2,782	73%	7↑
7	Algeria	17	3,771	2,717	72%	8↑
8	Angola	54	6,939	2,690	39%	3↓
9	Cape Verde	11	3,478	1,337	38%	9↔
10	South Africa	33	4,484	1,263	28%	5↓



Hotel Chain Development Pipelines in Africa 2017 Top 10 Cities by Number of Planned Rooms





Hotel Chain Development Pipelines in Africa 2017

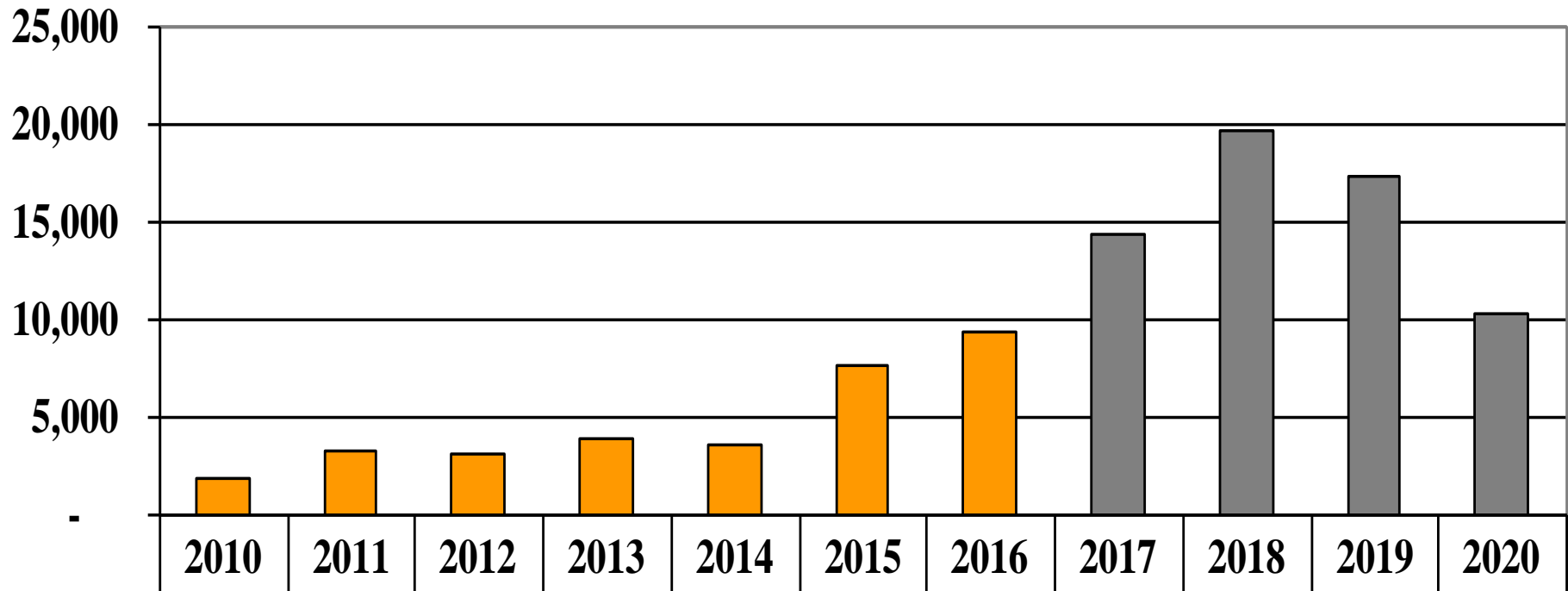
Top 10 Chains by Pipeline Status

		Hotels	Rooms			Rank – All Deals
			Total	Onsite Construction		
1	Marriott International	83	16,393	7,844	48%	1↔
2	AccorHotels	84	13,286	7,630	57%	2↔
3	Hilton	41	9,098	5,767	63%	3↔
4	Carlson Rezidor Hotel Group	39	7,862	5,526	70%	4↔
5	Meliã Hotels International	9	2,437	1,837	75%	5↔
6	Deutsche Hospitality	6	2,340	1,640	70%	6↔
7	Best Western Hotels & Resorts	18	1,652	1,507	91%	7↔
8	Louvre Hotels Group	13	1,325	1,325	100%	-↑
9	IHG	7	1,632	989	61%	8↓
10	Mangalis Hotel Group	10	1,349	829	61%	10↔



Hotel Chain Development Pipelines in Africa 2017

Branded Hotel Chain Openings 2010 to 2020



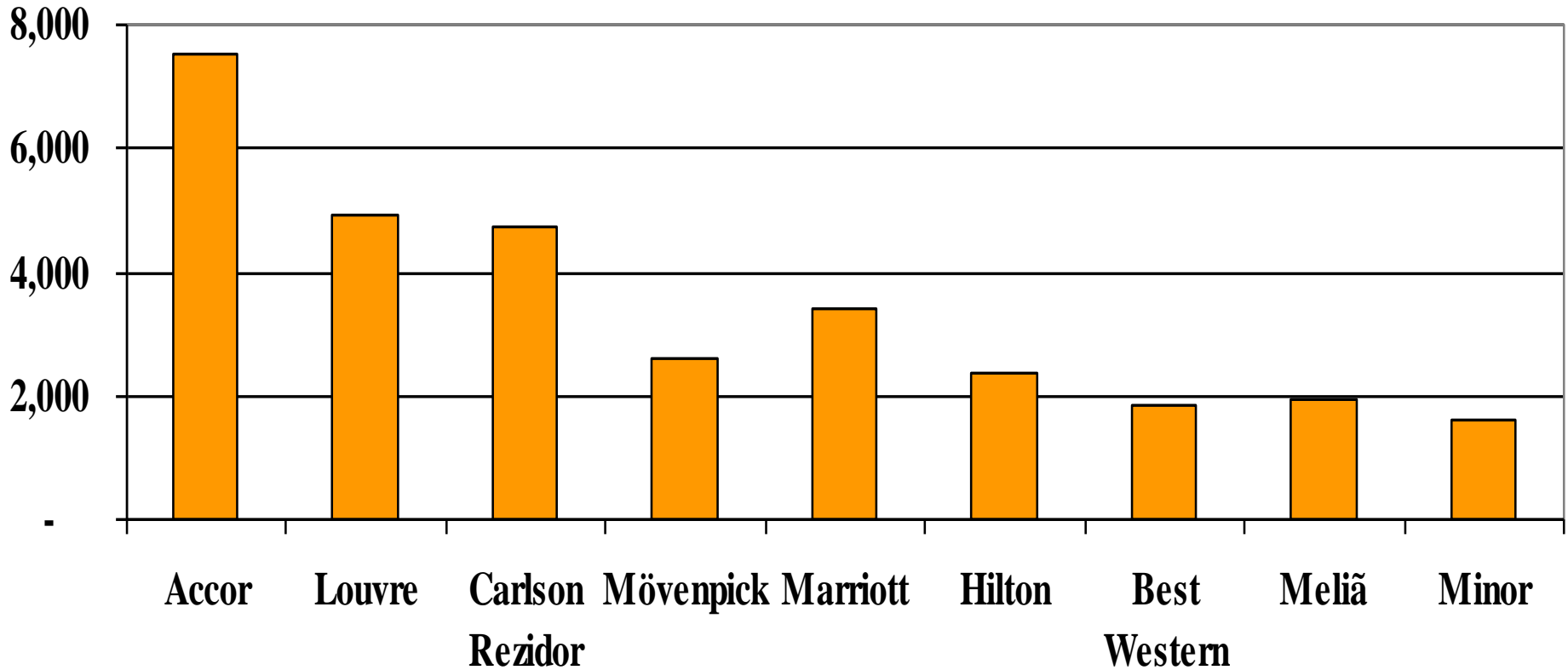
Rooms	1,924	3,253	3,106	3,939	3,533	7,587	9,396	14,421	19,670	17,295	10,332
-------	-------	-------	-------	-------	-------	-------	-------	--------	--------	--------	--------



W HOSPITALITY GROUP

Hotel Chain Development Pipelines in Africa 2017

Branded Hotel Chain Openings - Top 10 Chains 2010 to 2016





Hotel Chain Development Pipelines in Africa 2017

Years the Deals Were Signed - Number of Hotels

